

Open Discussion Summary

September 9, 2020

Cameras: many students are on their desktop computers and do not have webcams on despite syllabi containing video policies

Laptops with webcams are required for all engineering students:

<https://engineering.tamu.edu/academics/byod/devices/index.html>

Remote **attendance** has been quite good, even with no cameras on

In-person attendance has been low

Handouts with gaps – good way to keep students on track, ask them to turn them in and quickly check a few of them for completion (beginning, middle and end)

iClicker link – save on the screen that you are sharing in order for it to work

Lecture hall hack: display students attending remotely on low monitors in front instead of screens behind you

Breakout rooms: keep the prompt clear and the problem worthy of group discussion, reduce timer from t-1 minute to t-10s if you're having students join the main room too early

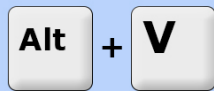
Lockdown browser – students having trouble with shifting from Arabic to English keyboards, try a test run before using it formally, ask IT for guidance

Zoom chat – mixed reviews, some like it, some don't fuss with it and use audio instead, consider asking students in class to bring their laptops so that all students take part in the Zoom chat (you circumvent audio problems this way and don't have to repeat in-class students' questions), plus students can follow along with the e-textbook, etc.

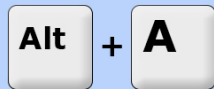
Assessment – use the LMS (it'll randomize questions, etc.), works well for large classes, think about apps to convert pictures into pdfs so that students can send you one file of any hand-worked solutions to problems (if you're assigning problems and not just T/F, MCQs)

“all exams and other assessed projects or assignments for remote (or online) courses must be administered remotely (or online). For face-to-face courses, all exams and other assessed projects or assignments must have a remote option” - <https://www.qatar.tamu.edu/programs/reopening-fall-2020/teaching/exams>

Essential Zoom Keyboard Shortcuts



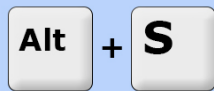
Start/Stop Video



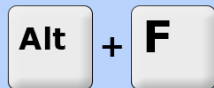
Mute/Unmute Audio




Temporarily Unmute
(Go to Settings - Audio to activate)




Start/Stop Screen Sharing



Enter/Exit Full Screen Mode



Raise/Lower Hand



End Meeting

See Settings - Keyboard Shortcuts for more

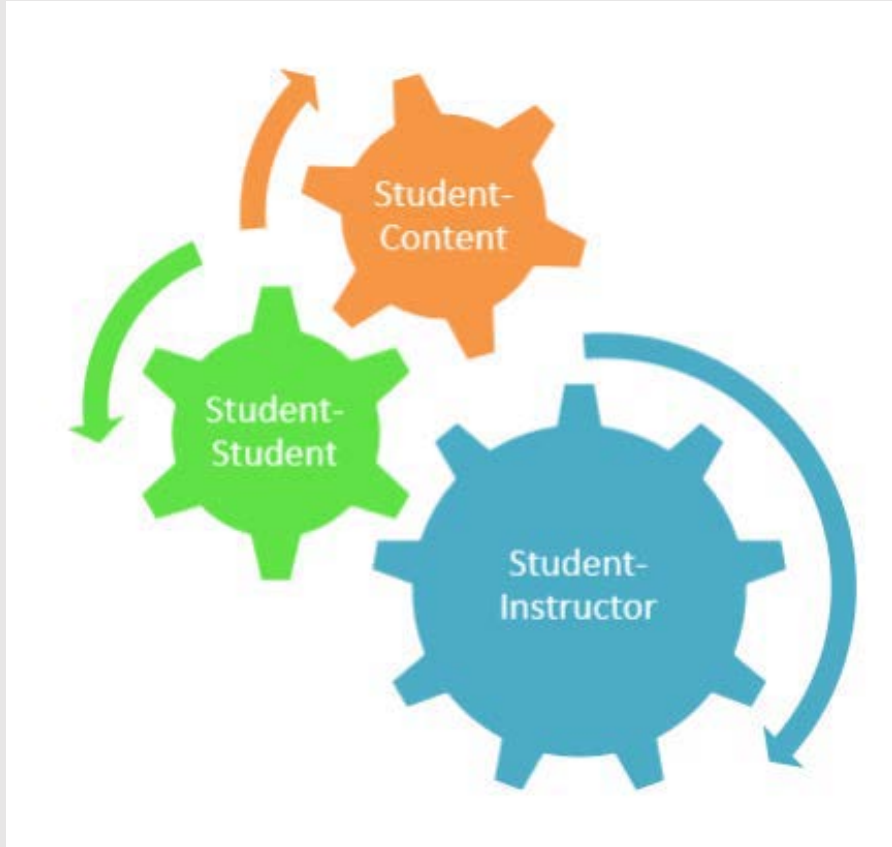
www.comesciencewithme.com



If these don't work, check your Zoom settings

<https://support.zoom.us/hc/en-us/articles/205683899-Hot-Keys-and-Keyboard-for-Zoom>

The three cogs of student-centered teaching



<https://er.educause.edu/blogs/2020/4/student-centered-remote-teaching-lessons-learned-from-online-education>

Common Themes/Concerns Expressed by Our Faculty

Attendance

Cameras/interactivity (freshmen who don't know each other, juggling remote students)

Clearer communication and more organization

Assessment (short quizzes, in-class formative writing/work is harder to administer and collect unless using team tools such as Google etc.)